



# EU Multi-Annual Financial Framework 2014-2020

Johanna Stratmann, Policy & Advocacy Manager

12 December 2011

# Euro-glossary of terms

- **Multi-annual Financial Framework:** The official term for the 7-year financial perspective 2014-2020. Known as 'MFF'.
- **Heading 4:** There are 5 areas of spending in MFF, heading 4 covers external spending - €62bn
- **Development Cooperation Instrument:** The part within heading 4 covering ODA for developing countries - €23bn
- **EDF:** The European Development Fund, €34bn **outside** the budget for the African Caribbean and Pacific countries

# MFF 2014-2020: headline figures

- Overall MFF will be **€1,025bn** over 7 years 2014-2020 inclusive (just over €1 trillion)
- Big increase for heading 4 in real terms, from €56bn to €96bn, **€23bn** of which is earmarked for the MDGs in developing countries
- **EDF** remains outside the budget at **€34bn** (compared to the current €23bn)
- **THAT MAKES ATLEAST €57bn TO PLAY FOR!!**

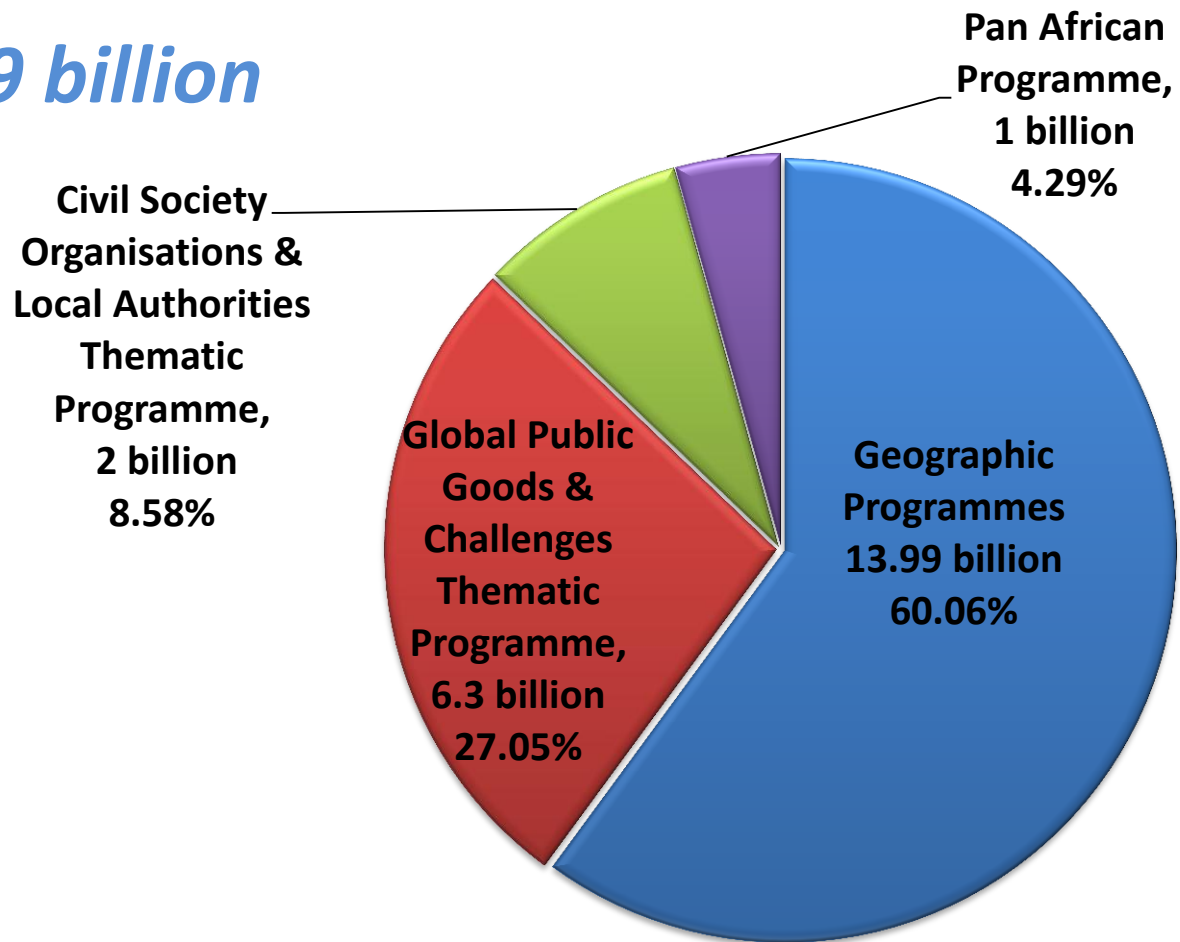
# MFF 2014-2020: detailed figures

**Proposals on External Action  
Instruments: €96.24 bn**

	€bn
Development Cooperation Instrument (DCI):	23.92
European Neighbourhood Instrument (ENI):	18.18
Instrument for pre-accession (IPA):	14.11
Instrument for Stability (IfS):	2.82
European Instrument Democracy and Human Rights (EIDHR):	1.57
Instrument for Greenland:	0.21
Partnership Instrument (PI):	1.13
Instrument for Nuclear Safety Cooperation:	0.63
<b>TOTAL:</b>	<b>61.97</b>
European Development Fund (EDF, outside EU Budget):	34.27

# DCI breakdown

*DCI, 23.29 billion*

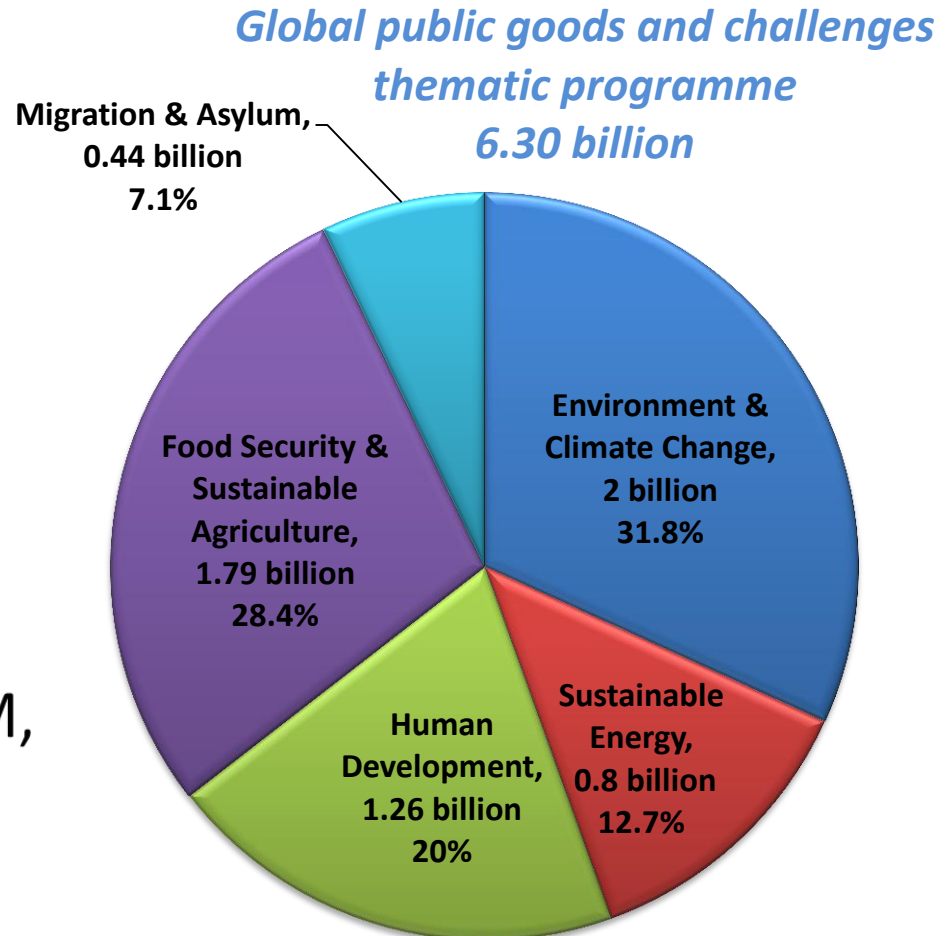


# DCI country programmes

- Focus on countries where the EU aid can have **the greatest impact**.
- **Health and agriculture** remain priority areas (“Agenda for Change”).
- Proposal to prioritise investments in **countries most in need**. (least developed countries, low income countries, countries in crisis, post-crisis, fragile and vulnerable situation)
- Consequently, the EC will **cut all bilateral aid to 19 upper middle income countries** in Asia and Latin America, while engaging in “**new partnerships**” with their governments and continuing support to local civil society and UN programmes via thematic funds.

# DCI thematic programmes (I)

- Open to **All developing Countries** (including ACP countries that receive geographic funding from the EDF)
- Mostly supports **CSOs, UN programmes & global initiatives** including GFATM, GAVI or GPE



# DCI thematic programmes (II)

## Civil Society & Local Authorities programme

- Supports **CSOs** and **local authorities**
- both **within the EU** (development education) & **in developing countries** (provision of basic services and capacity building).

## Pan-African Programme

- **This is an all new Programme**
- Aims at supporting the implementation of the **Joint Africa-EU Strategy** and its action plan
- Focus on **African cross-regional, continental or global initiatives.**

# 11<sup>th</sup> European Development Fund

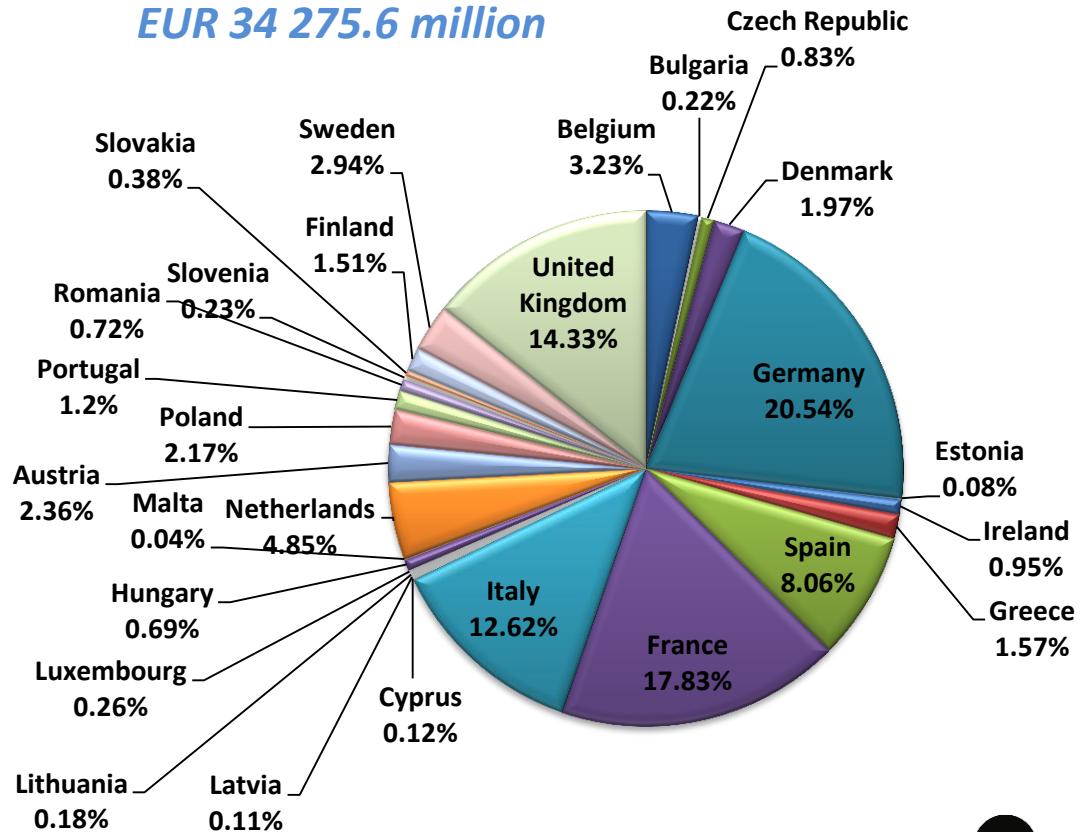
- The EC has proposed to establish a new **EDF worth €34bn for 2014-2020.**
- The EC has proposed a **new contribution key** for the 27 EU Member States.
- **Main contributors** to the EDF remain **Germany, France, the UK and Italy.**

# 11<sup>th</sup> EDF contributions

Resources of the 11th EDF

Member State	Contribution in EUR million	Compared with the 10th EDF
Belgium	1108.55	+307.88 million
Bulgaria	75.38	+43.63 million
Czech Republic	284.58	+168.91 million
Denmark	674.7	+221.06 million
Germany	7041.44	+2 391.63 million
Estonia	28.82	+17.48 million
Ireland	324.16	+117.76 million
Greece	539.79	+206.37 million
Spain	2762.43	+981.9 million
France	6110.88	+1 676.55 million
Italy	4324.33	+1 407.43 million
Cyprus	39.74	+19.33 million
Latvia	37.52	+21.65 million
Lithuania	61.42	+34.21 million
Luxembourg	90	+28.76 million
Hungary	237.42	+112.67 million
Malta	13.44	+6.64 million
Netherlands	1662.01	+561.94 million
Austria	810.04	+263.41 million
Poland	743.24	+448.38 million
Portugal	410.17	+149.33 million
Romania	247.4	+163.48 million
Slovenia	80.05	+39.23 million
Slovakia	131.85	+84.22 million
Finland	516.47	+183.05 million
Sweden	1006.82	+385.34 million
United Kingdom	4912.95	+1 551.48 million
<b>Total</b>	<b>34275.6</b>	<b>+11 593.6 million</b>

*Member States' Contribution to the 11th EDF*  
**EUR 34 275.6 million**



# 11<sup>th</sup> EDF detailed figures

	€bn
National & regional indicative programmes to African, Caribbean and Pacific states	27.65
Intra-ACP funds (incl. support to global initiatives)	3.96
Investment Facility (grants)	0.60
<b>Sub-total managed by the European Commission</b>	<b>32.22</b>
Investment Facility (loans managed by European Investment Bank)	2.50
<b>TOTAL<sup>1</sup>:</b>	<b>34.72</b>

*NB: All EC figures for the external financing instruments (incl. EDF) used in this presentation differ from the EC Communication "A Budget for Europe 2020" of 29 June 2011 because they were calculated in current prices 2014-2020, as opposed to fixed 2011 prices.*

# What's the process from here?

**COMMISSION**

1. MFF: came out June  
29 2011

2. Legislative  
instruments DCI + EDF:  
came out December 7  
2011

**EUROPEAN  
PARLIAMENT**

**Agreement  
needed**

**COUNCIL**

# Timeline

ALL INSTITUTIONS TO AGREE TOPLINE FIGURES BY END 2012;  
POLICY IN LEGISLATION AGREED BY END 2013

Jul-Dec 2011

Jan-Jun 2012

Jul-Dec 2012

Consolidating

PL

Negotiating

DK

Concluding

CY